

PORTFOLIO® LINE

GALLERY®

collection

3-LAYER CONSTRUCTION



America's Favorite Garage Doors®



Model GD1LU, Long Windows with Rectangular Grilles.

clopaydoor.com

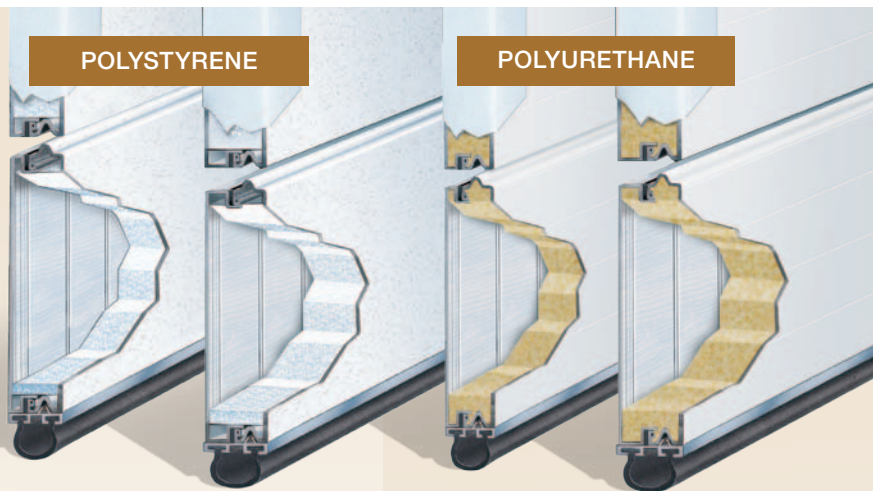
GALLERY® collection

The Gallery® Collection three-layer construction provides exceptional strength, energy efficiency and dent resistance as well as a beautiful carriage house appearance. The 1-3/8" or 2" thicknesses of polystyrene or polyurethane insulation and thermal break make these doors heat and cold resistant while the tongue-and-groove joint helps seal out wind, rain and snow. Available in short and long panels with multiple window options, the three-layer Gallery Collection is virtually maintenance-free, so the first fabulous impression becomes a lasting impression.

3-LAYER CONSTRUCTION

1-3/8" or 2" thick sandwich construction consisting of exterior and interior steel skins filled with polystyrene or polyurethane foam insulation make these doors strong, energy efficient and quiet.

- Hot-dipped galvanized steel skin with a baked-on primer and top coat helps ensure maintenance-free durability and long-lasting beauty.
- Galvanized torsion springs are attractive and longer lasting.
- Quiet and durable nylon rollers.
- Rust-proof, aluminum bottom weatherseal retainer and vinyl astragal help seal out the elements.
- See your Clopay Pro-Series Dealer for WINDCODE® door availability.



**GD1SP
& GD1LP
MODELS**

1 3/8"
POLYSTYRENE
INSULATION

EFFICIENCY
6.5
R-VALUE

**GD2SP
& GD2LP
MODELS**

2"
POLYSTYRENE
INSULATION

EFFICIENCY
9.0
R-VALUE

**GD1SU
& GD1LU
MODELS**

1 3/8"
POLYURETHANE
INSULATION

EFFICIENCY
12.9
R-VALUE

**GD2SU
& GD2LU
MODELS**

2"
POLYURETHANE
INSULATION

EFFICIENCY
17.2
R-VALUE



VINTAGE style with updated APPEAL

DOOR DESIGNS



Short Panel

(GD1SP, GD1SU, GD2SP, GD2SU)



Long Panel

(GD1LP, GD1LU, GD2LP, GD2LU)

Standard hardware shown above.

SIZES


Model	Widths* in 2" increments	Heights in 3" increments
GD1SP	6'2"– 18'0"	6'0"– 16'0"
GD1SU		
GD2SP	6'2"– 20'0"	
GD2SU		
GD1LP	7'8"– 18'0"	
GD1LU		
GD2LP	7'8"– 20'0"	
GD2LU		

** All models exclude widths 10'2"–11'4" and 14'8"*




Gallery Collection Model GD2SU with Ultra-Grain™ Medium Oak Paint Option

STANDARD COLORS



White



Almond



Desert Tan



Sandtone

- Exterior steel on standard color doors has a natural woodgrain texture.
- Doors can be painted to match the home's exterior using a high quality latex exterior paint. Do not use oil-based paint.

Due to the printing process, colors may vary.

ULTRA-GRAIN™ PAINT OPTION



Ultra-Grain™ Medium Oak



Ultra-Grain™ Dark Oak

- Painted steel surface simulates a real stained door without the need of staining and the ongoing maintenance of wood.
- Woodgrain runs horizontal on stiles and vertical on panels for an authentic, natural look.
- Available in a Medium or Dark Oak stain colors that complement Clopay Entry Doors, shutters and other exterior stained wood products.
- Exterior steel surface on an Ultra-Grain™ painted door has a stucco texture to create a more natural woodgrain appearance.
- Window frames, grilles and inserts are color matched to coordinate with the Ultra-Grain™ patterns. All window options are available.

GALLERY® collection

WINDOWS

GLASS



Plain Short



Plain Long



ARCH1 Plain



ARCH2 Plain



Short with Square Grilles



Long with Square Grilles




ARCH1 with Grilles



ARCH2 with Grilles



Ashford™ Short*



Ashford™ Long*



Long with Rectangular Grilles



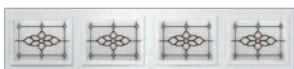
Trenton™ Short*



Trenton™ Long*



ARCH3 Plain



Kristin™ Short*



Kristin™ Long*



ARCH3 with Grilles

* Complements Clopay Entry Door glass.

ACRYLIC



Wrought Iron Short



Wrought Iron Long

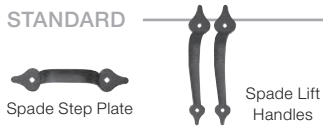


Wrought Iron Arch



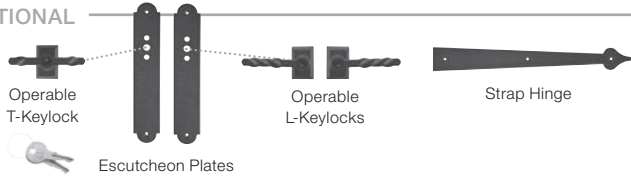
Decorative Hardware

STANDARD



Note: Decorative hardware options vary based on door widths. Standard hardware is not provided if a lock is chosen. See your Clopay Pro-Series Dealer for details.

OPTIONAL



A FOCUS ON

green

Clopay® is committed to designing, manufacturing and distributing garage doors that enhance the beauty, safety and value of your home while minimizing the impact on the environment.

The Gallery® Collection 3-layer construction help conserve natural resources by providing a durable, reliable, low-maintenance, energy efficient door. Long-lasting steel doors and hardware are impervious to moisture and will not rot, warp or crack, and the steel used in Clopay's doors is made from over 75% recycled content.

All Clopay doors are made in the U.S., minimizing shipping, damage and handling. See your Clopay Dealer for models that qualify for the Federal Energy Tax Credit. For more details on Clopay's green practices visit clopaydoor.com/cgreen.aspx

Warranties

PAINT SYSTEM LIMITED LIFE WARRANTY	WINDOW LIMITED 10YR WARRANTY	HARDWARE LIMITED 3YR WARRANTY	QUALIFIES ENERGY TAX CREDIT
---	---	--	--

Additional Features



Large Authentic Arch Window Designs



Ultra-Grain™ window frames, grilles and inserts are color coordinated to Medium and Dark Oak.



Polystyrene Energy-Efficient Thermal Break



Polyurethane Energy-Efficient Thermal Break



For more detailed product specification information or availability of our Gallery® Collection Garage Doors, please contact your Clopay Pro-Series Dealer. To locate a dealer to help you select the right door for your home, just go to www.clopaydoor.com/dealer or call 1-800-2CLOPAY (225-6729).